








↑
N
1:6,500

SMD014

Triangle
Business
Park

Land at
Swan Edge

-  HS2 route
-  Commitment as of 31st March 2017
-  Key employment site
-  Gypsy and Traveller Site
-  Green Belt
-  AONB
-  District boundary

0 50 100 200 300
Meters

Wendover Road